



CARTON LOAD SPECIFICATION

907 908

Load Spec:	200055
Supersedes No.:	
Creation Date:	4/13/2020

Item Number: 907C7 - 04.00 - 908

Description:

Customer:

Ship To:

Supersede Reason:

Carton Information

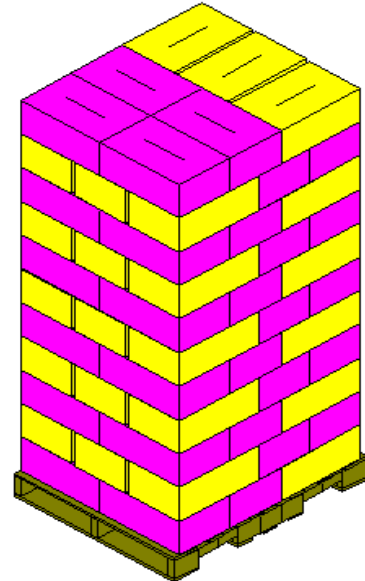
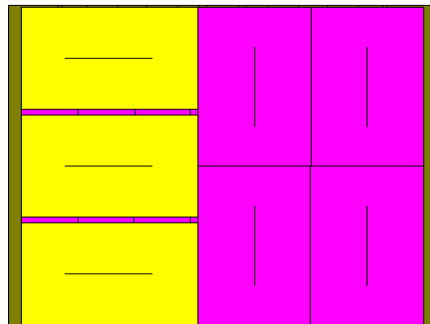
Packout: 48

Type:

Size: 19.8 x 12.7 x 7.9

Packed Weight: 24.8 LBS

Unit Load Pattern and Building Instructions:



Load Building Instructions

1. Bottles packed necks down
2. Build on 48 x 40 4-way entry pallet
3. 42 x 60 .060 pt Pul-Pac on top of pallet
4. Center all cartons on pallet
5. Load all cartons flaps up except top layer down
6. Reverse pattern every layer
7. Twine tie top layer
8. Attach load tags on adjacent sides
9. Stretch wrap completed load
- 10.

Pattern Size: 45.2 x 39.6

Pattern:

Pallet Information

Cartons per Layer: 7

Total Layers per Pallet: 11

Total Cartons per Pallet: 77

Total Glass per Pallet: 3696

Total Gross per Pallet: 25.67

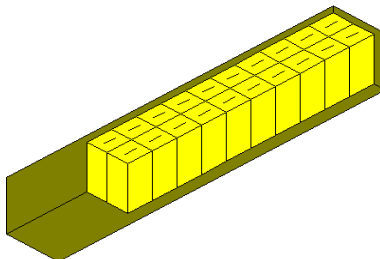
Glass & Carton Weight: 1,905.75 LBS

Total Pallet Weight: 1,905.75 LBS

Pallet Size: 48.0 x 40.0

Load Size: 48.0 x 40.0 x 92.4

Trailer Loadout



SHIPPING INFORMATION

MFG Plant	Trailer Size	Load Plan	Pallets per Trailer	Cartons per Trailer	Gross per Trailer	Glass & Ctn Weight	Total Load Weight
42	53' x 102.0"	STRAIGHT	20	1,540	513.3	38,115.0	38,115.0
42	48' x 102.0"	STRAIGHT	20	1,540	513.3	38,115.0	38,115.0

Special Instructions: Make sure trailer is clean and leak proof

Air bag as needed to secure loads

Ship on pallet to warehouse - Pul-Pac only to customer