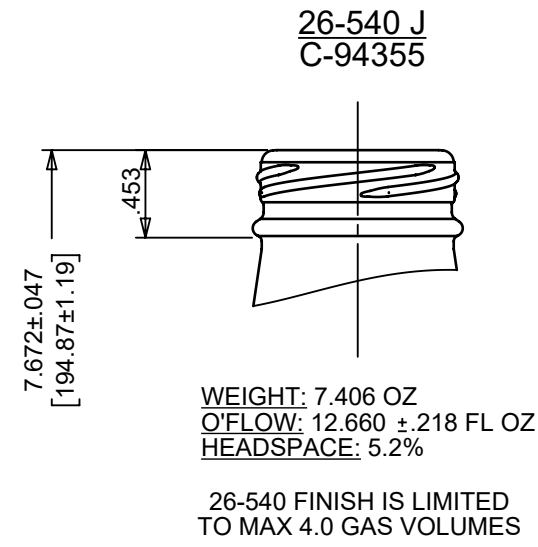
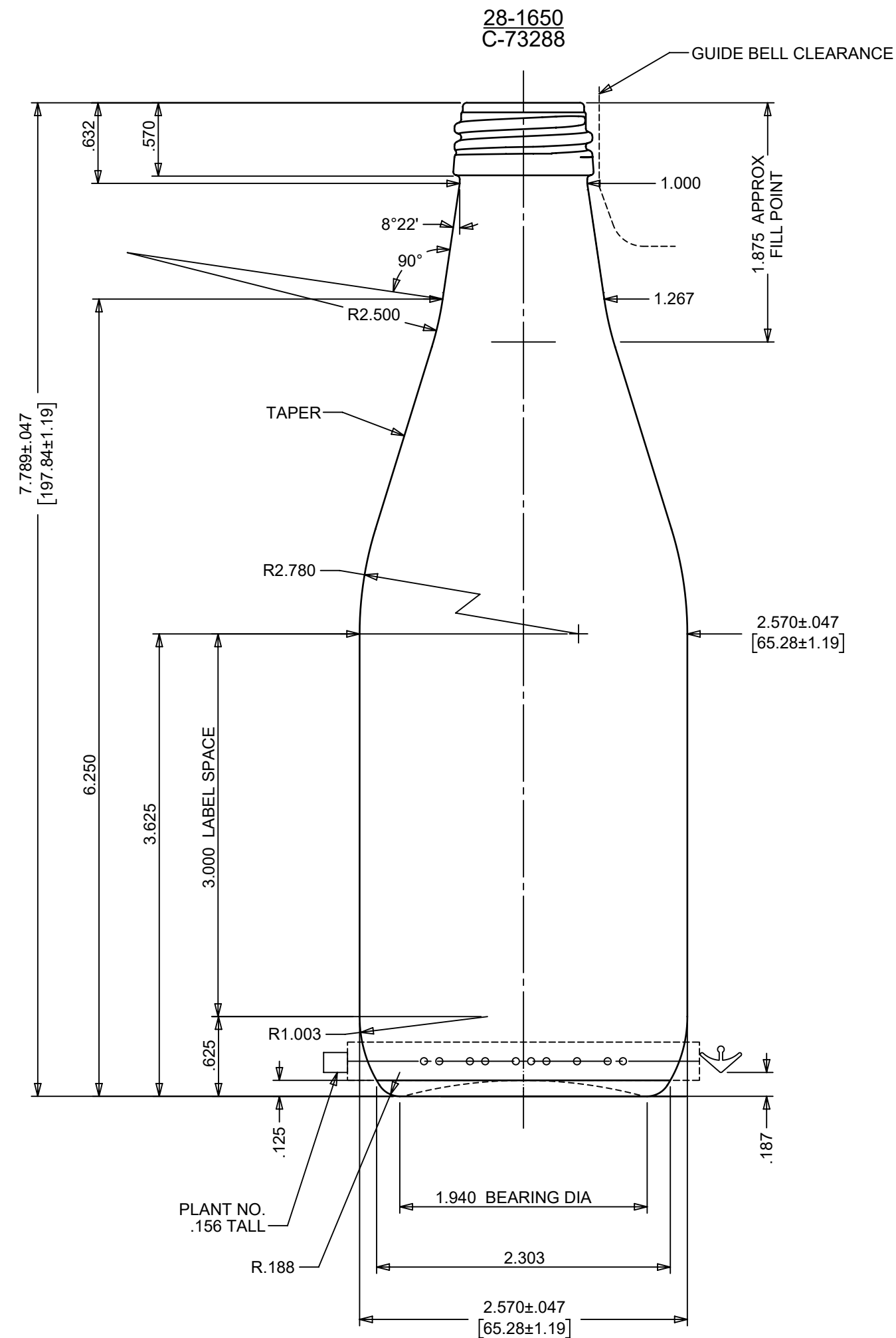
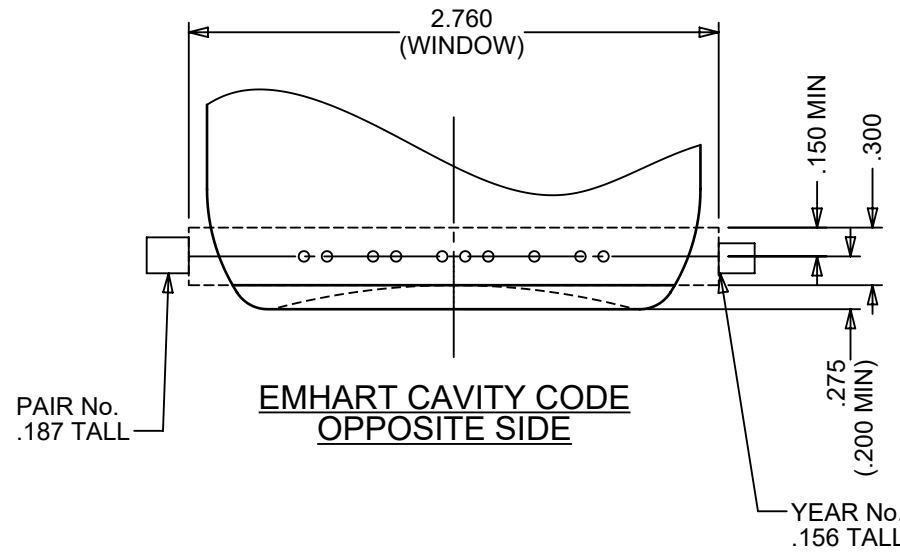


THIS DOCUMENT IS CONFIDENTIAL AND CONTAINS PROPRIETARY INFORMATION AND INTELLECTUAL PROPERTY INCLUDING, BUT NOT LIMITED TO, TRADEMARKS, COPYRIGHTS, TRADE SECRETS, AND KNOW-HOW OF ANCHOR GLASS. THIS INFORMATION MAY NOT BE USED, DISCLOSED OR REPRODUCED, IN WHOLE OR IN PART, WITHOUT THE PRIOR WRITTEN CONSENT OF ANCHOR GLASS. TITLE IN AND TO THIS DOCUMENT AND ALL INFORMATION CONTAINED HEREIN REMAINS AT ALL TIMES IN ANCHOR GLASS.



NOTE:
IF EMHART CAVITY IDENTIFICATION DOT CODE IS USED, THEY WILL APPEAR TWICE, CENTERED ONCE IN EACH HALF AS SHOWN. USE 10 DOT CODE ONLY.



THIS BOTTLE IS DESIGNED TO PROVIDE GUIDE BELL CLEARANCE INDICATED ONLY. CUSTOMER MUST ADVISE IF ANY SPECIAL CLEARANCES ARE REQUIRED.

IT IS THE RESPONSIBILITY OF THE GLASS CONTAINER PURCHASER TO CONSULT WITH ITS CLOSURE AND CONTAINER SUPPLIERS TO DETERMINE THE APPROPRIATE PRESSURE LIMITS FOR THE COMBINATION OF THE CONTAINER, ITS FINISH, AND THE CLOSURE CHOSEN WHEN THE CONTAINER WILL BE SUBJECTED TO PRESSURE OR UTILIZED FOR CONTENTS UNDER PRESSURE

THIS CONTAINER IS DESIGNED FOR PRODUCTS UP TO AND INCLUDING 4.2 GAS VOLUMES WHERE PASTEURIZATION TEMPERATURE DOES NOT EXCEED 163° F.

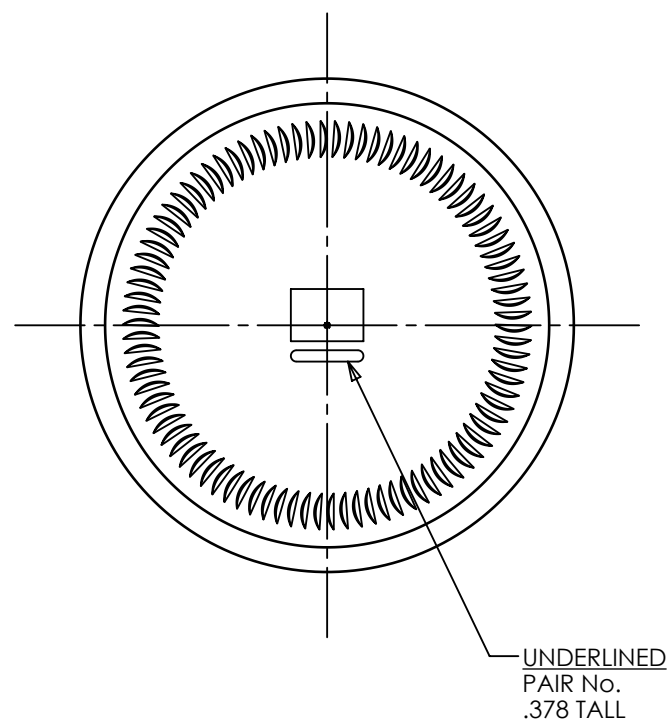
HEEL LETTERING: ROUND NOSE STYLE, RAISED .012"

KNURLING: CRESCENT KNURL TO APPEAR ON BEARING SURFACE

BOTTOM PAIR No.: SEE DRAWING C-97764 FOR DETAILS

BOTTOM LETTERING: ROUND NOSE STYLE

TRADEMARK: No. 0



NOTES:
OVERALL HEIGHT: 7.789" (197.84mm)
LARGEST DIAMETER: 2.570" (65.28mm)
THEORETICAL TIP ANGLE > 18° 4'
HEADSPACE: 5.8%
THEORETICAL C.O.G: 2.972" UP FROM BASE OF BOTTLE



DESIGN/ENGINEERING		TAMPA, FLORIDA	
SIZES & SPECIFICATIONS SHOWN ARE IDEAL ACTUAL SAMPLES WILL DETERMINE SIZES			
SCALE: 1:1	SHAPE CODE: 10	GENERAL SALE	
OVERFLOW: 12.700± .218 FL OZS 375.58± 6.45 MLS		12 FL OZ BEVERAGE	
NOMINAL CAPACITY: 12.000± .218 FL OZS 354.88± 6.45 MLS		ITEM No.: 61250	
WEIGHT: 7.500± .313 OZS 212.62± 8.87 GRAMS		DATE: 5/2/19	
PART No.: - MAX PRESSURE: 4.2 GAS VOL		DRN BY: S. Thomas	
PROJECT No.: 21416 NNPB		STATUS: APPROVED	
REFERENCES: BA-39904-2 & 61229		DWG No.: B-97929	

REV	DESCRIPTION	DATE	APPROVED
5	CHANGED TO GENERAL SALE	9/19/19	S.THOMAS
4	INCREASED DIA'S, ADJUSTED RADIUS LOCATION @ BASE OF NECK & REMOVED TENTATIVE NOTE	8/6/19	S.THOMAS
3	DUPLICATED CUSTOMER DRAWING - INCREASED HEIGHT	7/26/19	S.THOMAS
2	ADDED MAX PRESSURE NOTE TO 26-540 J FINISH	5/3/19	S.THOMAS
1	ADDED ITEM NUMBER & 26-540 J FINISH	5/2/19	S.THOMAS