



## CARTON LOAD SPECIFICATION

277


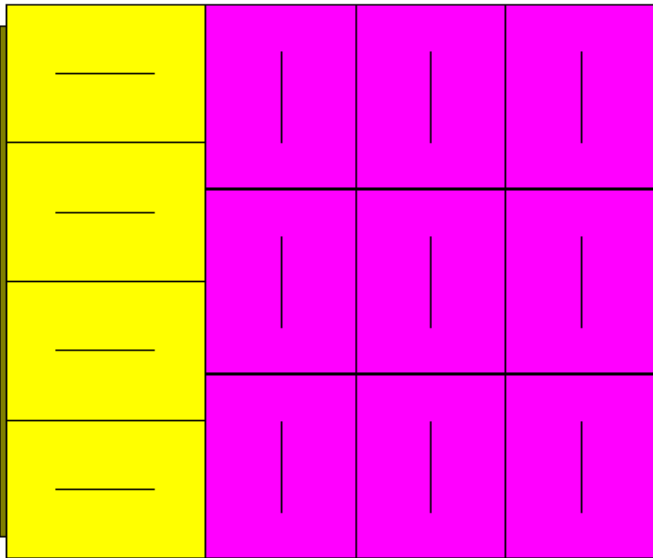
Load Spec:	T25042
Supersedes No.:	
Creation Date:	10/5/2025

**Item Number:** 934M8A  
**Description:** 1 Liter Stock  
**Customer:** Anchor Stock  
**Ship To:** Various

**Carton Type:** RSC  
**Carton Packout:** 12  
**Carton Size:** 14.4 x 10.9 x 12.6  
**Packed Weight:** 13.2 LBS  
**Pattern Size:** 47.1 x 43.5

### Supersede Reason:

#### UNIT LOAD PATTERN AND BUILDING INSTRUCTIONS:



### Load Building Instructions

1. Bottles packed necks down
2. Use 40 x 48 4-way entry wood pallet
3. Place 80 wgt tier sheet on top of pallet
4. Load all cartons flaps up
5. Reverse pattern each layer
6. Place plastic hood atop completed load
7. Stretch wrap completed load
8. All pallet tags attached to the outside of the stretch wrap
- 9.
- 10.
- 11.
- 12.
- 13.
- 14.
- 15.
- 16.
- 17.
- 18.
- 19.
- 20.

Pallet Information		
<b>Cartons per Layer:</b>	13	
<b>Total Layers per Pallet:</b>	7	
<b>Total Cartons per Pallet:</b>	91	
<b>Total Glass per Pallet:</b>	1092	
<b>Total Gross per Pallet:</b>	7.58	
<b>Glass &amp; Carton Weight:</b>	1,201.20	LBS
<b>Pallet Weight:</b>	60.00	LBS
<b>Total Pallet Weight:</b>	1,261.20	LBS
<b>Pallet Size:</b>	48.0 x 40.0	
<b>Load Size:</b>	48 in x 43.5 x 93.88 in	



# Anchor Glass Container

**APPROVED**

## CARTON LOAD SPECIFICATION

277

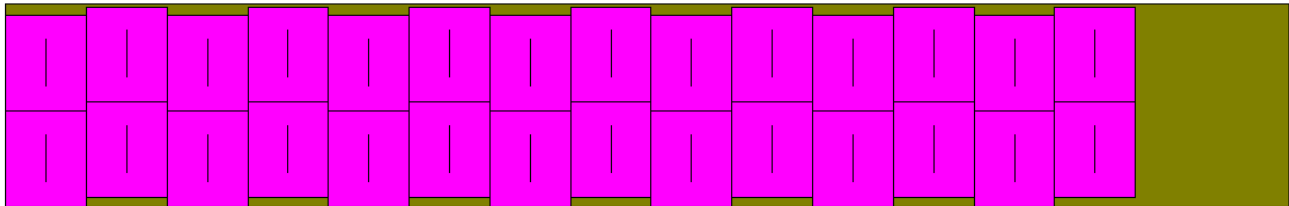
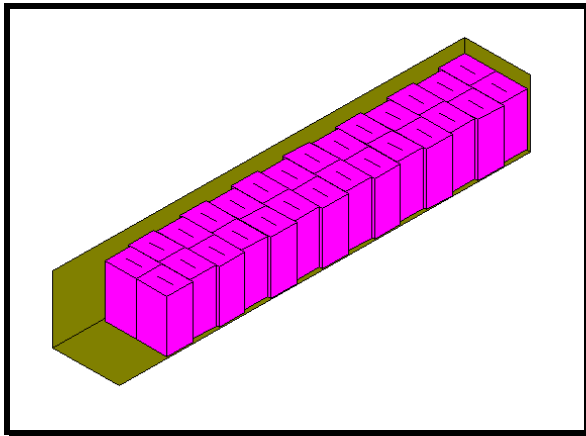
Load Spec:	T25042
Supersedes No.:	
Creation Date:	10/5/2025

Item Number: 934M8A  
 Description: 1 Liter Stock  
 Customer: Anchor Stock  
 Ship To: Various

Carton Type: RSC  
 Carton Packout: 12  
 Carton Size: 14.4 x 10.9 x 12.6  
 Packed Weight: 13.2 LBS  
 Pattern Size: 47.1 x 43.5

## Trailer Loadout

\*\*\* FOR REFERENCE USE ONLY. EXACT LOAD PLACEMENT, AIR BAG LOCATIONS, ETC. TO BE DETERMINED BY PLANT AT TIME OF SHIPMENT \*\*\*



SHIPPING INFORMATION								
MFG Plant	Trailer Size	Load Plan	Pallets per Trailer	Cartons per Trailer	Gross per Trailer	Glass & Ctn Weight	Pallet Wt	Total Load Weight
42	53' x 102.0"	SIDEWAYS	28	2,548	212.3	33,633.6	1,680.0	35,313.6
42	48' x 102.0"	SIDEWAYS	28	2,548	212.3	33,633.6	1,680.0	35,313.6

**Special Instructions:** Make sure trailer is clean and leak proof  
 Air bag as needed to secure loads